

Academy of Greatness and Excellence

2nd Grade Summer English Assignment



Welcome to 2nd Grade!

Reading everyday over the summer is important to exercise your child's brain to get ready for Second Grade! Students are expected to read daily and a selection of suggested books can be found below. Students are to log the books they read on the Summer Reading Log below. The top three students with the most summer reading minutes will receive a prize. Additionally, your child will read and answer comprehension questions, and are required to keep a summer journal. These assignments together count as a grade towards the first trimester.

1) Writing

Keep a journal over the summer to reflect and share what you did. Students may use the attached Journal template pages. Students are to draw a picture on the bottom to go with their journal entry.

- What/who did you see?
- Where did you go?
- What did you learn?
- What did you do?

You will need to have at least 1 journal entry per week for at least 6 weeks. Each entry should be 2-3 sentences. **Underline your verbs, circle the nouns, and draw a rectangle around the adjectives.**

What is a noun?

A noun is a word that refers to a person, place, thing or event

What is an adjective?

An adjective is a word that describes a noun.

What is a verb?

A verb is an action word.

Example:

July 10, 2019

Today, I walked to the park with my mom and played on the swings under the bright sun. Then, we came home to eat a yummy barbeque dinner. Before dinner, my mom surprised me by taking us to the frozen yogurt shop!

2) Comprehension

Please complete the attached comprehension stories and the worksheets for them. There are two short stories: Friends for Tom and I Can Do It By Myself. Students may use these stories to log in minutes on their summer reading log.

3) Reading

Over the summer break, you are to read and keep a reading log (please use the attached reading log). A minimum of 20 books must be read to receive full credit for the summer assignment. I encourage students to read as much as they can throughout the summer.

Attached is a list of suggest books/series.

Incoming Second Grade

Reading List

Note: Parents, please screen and review the books before selecting them for your child.

Suggested Reading Books (leveled)

- I Can Read Books Levels 1-3
- Step Into Reading Levels 1-4
- Guided Reading D-I

Suggested Books for Reading

Alexander and the Terrible, Horrible, No Good, Very Bad Day
Author: Judith Viorst, Ray Cruz (illus.)

The Bears' Picnic
Author: Stan Berenstain, Jan Berenstain

Bedtime for Frances
Author: Russell Hoban, Garth Williams (illus.)

Brown Bear, Brown Bear, What Do You See?
Author: Bill Martin, Eric Carle (illus.)

Caps for Sale: A Tale of a Peddler, Some Monkeys, and Their Monkey Business
Author: Esphyr Slobodkina

Franklin series
Author: Paulette Bourgeois, Brenda Clark (illus.)

Freckle Juice
Author: Judy Blume, Sonia O. Lisker (illus.)

If You Give a Mouse a Cookie
Author: Laura Joffe Numeroff, Felicia Bond (illus.)

Amelia Bedelia
Author: Peggy Parish

Cam Jansen and the Mystery of the Dinosaur Bones
Author: David Adler

Curious George
Author: Margaret Roy

Frog and Toad Together
Author: Harper Collins

Get Ready for Second Grade

The Listening Walk
Author: Paul Showers

The Little Engine That Could
Author: Watty Piper, George Hauman

Make Way for Ducklings
Author: Robert McCloskey

Play Ball, Amelia Bedelia
Author: Peggy Parish, Wallace Tripp (illus.)

Quick as a Cricket
Author: Audrey Wood, Don Wood (illus.)

There's an Alligator Under My Bed

Author: Mercer Mayer

The True Story of the Three Little Pigs

Author: Jon Scieszka, Lane Smith (illus.)

Ivy & Bean

Author: *Annie Barrows*, illustrated by: *Sophie Blackall*

The Boy Who Loved Words

Author: *Roni Schotter*, illustrated by: *Giselle Potter*

The Big Snow

Author: *Berta and Elmer Hader*

Little Cliff's First Day of School

Author: Clifton L. Taulbert, illustrated by: E.B. Lewis

Raggedy Ann's Wishing Pebble

Author: *Johnny Gruelle*, illustrated by: *Jan Palmer*

The Rainbow Fish

Author: Marcus Pfister

And I Mean It, Stanley

Author: Crosby Bonsall

Arthur Series

Author: Marc Brown

Clifford Series

Author: Norman Bridwell

Dinosaur Time

Author: Peggy Parish

How I Became a Pirate

Author: Melinda Long

Junie B. Jones series

Author: Barbara Park

Hi! Fly Guy

Author: Tedd Arnold


Nate the Great series

By: Marjorie Weinman Sharma



Name: _____

My Reading Log

	Date	Title	Author	Minutes	Parent Signature
1.	_____	_____	_____	_____	_____
2.	_____	_____	_____	_____	_____
3.	_____	_____	_____	_____	_____
4.	_____	_____	_____	_____	_____
5.	_____	_____	_____	_____	_____
6.	_____	_____	_____	_____	_____
7.	_____	_____	_____	_____	_____
8.	_____	_____	_____	_____	_____
9.	_____	_____	_____	_____	_____
10.	_____	_____	_____	_____	_____
11.	_____	_____	_____	_____	_____
12.	_____	_____	_____	_____	_____
13.	_____	_____	_____	_____	_____
14.	_____	_____	_____	_____	_____
15.	_____	_____	_____	_____	_____



**Anything can happen....
when you open a book!**



What Is a Rainbow?

By Rachelle Kreisman



Rainbows sometimes show up on rainy days. Have you ever seen one?

Rainbows appear in the sky only if the sun is shining. Sunlight looks white. Actually, it is made of many colors. Rainbows show off those colors.

Rain comes from clouds. Clouds are made of tiny drops of water. If the drops get too big, they fall as rain.

Sunlight shines through the drops of rain. The drops bend the light. The colors spread out. Then you see a rainbow! A rainbow's top rows are red, orange, yellow, and green. The bottom rows are blue, indigo, and violet.

Name: _____ Date: _____

For questions 1–4, please circle the correct answer.

1. Rainbows appear in the sky only if the sun is doing what?

- A) shining
- B) setting
- C) rising

2. The text explains how rainbows are formed. What does sunlight need to shine through for a rainbow to appear?

- A) Sunlight needs to shine through dark gray clouds for a rainbow to appear.
- B) Sunlight needs to shine through the water in rain for a rainbow to appear.
- C) Sunlight needs to shine through a cloudless blue sky for a rainbow to appear.

3. Rainbows appear when sunlight shines through drops of rain. The drops bend the light, and the colors spread out. Based on this information, when do rainbows appear?

- A) Rainbows appear on days when it is just rainy.
- B) Rainbows appear on days when it is both sunny and rainy.
- C) Rainbows appear on days when it is just sunny.

4. What is “What Is a Rainbow?” mainly about?

- A) how rainbows are formed
- B) what makes the sun shine
- C) how clouds are formed

5. What colors make up sunlight?

The colors that make up sunlight are red, orange, yellow, green,

Handwriting practice lines consisting of a solid top line, a dashed middle line, and a solid bottom line. There are two sets of these lines provided for writing the answer to question 5.

6. Draw a picture of a rainbow.

A large empty rectangular box provided for drawing a picture of a rainbow.

What Is Lightning?

By Rachelle Kreisman



Rain is falling. Suddenly, you see a flash. *Zap!* Lightning hits a tree. Next you hear a loud sound. What is happening?

Lightning is electricity. It forms in clouds during a storm. Lightning can go from cloud to cloud. It can also strike the ground. When that happens, lightning takes the shortest path. It hits tall objects. It may hit buildings or trees. It may also hit people.

Lightning is really hot. When it travels, it heats up the air. The very hot air makes a loud noise. That is the thunder you hear. People see lightning before they hear thunder. Why? Light travels more quickly than sound.

Name: _____ Date: _____

For questions 1–4, please circle the correct answer.

1. What is lightning?

- A) Lightning is fire.
- B) Lightning is electricity.
- C) Lightning is really bright light.

2. How does the text describe lightning?

- A) Lightning is really loud.
- B) Lightning is really scary.
- C) Lightning is really hot.

3. Lightning might hit a person standing in a field during a lightning storm. What part of the text tells us that this is true?

- A) Lightning takes the shortest path. It hits tall objects.
- B) Lightning may hit buildings or trees.
- C) People see lightning before they hear thunder.


4. What is “What Is Lightning?” mainly about?

- A) characteristics of lightning
- B) how thunder is formed
- C) characteristics of thunderstorms

5. Where does lightning form during a storm?

Lightning forms

6. Draw a picture that shows where lightning can strike. Be sure to draw the lightning strike.



Troy's Treat

by ReadWorks



Photo Credit: Flying Toaster

Troy was excited. He had saved \$5 to buy his sister a special treat. It was Tara's birthday. She was going to be five years old. They walked to the ice-cream store.

"I have a surprise," Troy said.

"What is it?" Tara asked.

"Happy birthday; pick a treat!" Troy said.

"Thank you," said Tara. "I'll have a vanilla sundae with chocolate on top."

Troy saw that the price of a sundae was \$5. Then the girl at the counter smiled at Troy and Tara.

"Today, we have a special sale price," she said. "You can have two sundaes for \$5!"

Name: _____ Date: _____

1. Who is Tara?

- A. Troy's friend
- B. Troy's sister
- C. the girl at the counter

2. Where does Troy take Tara for her special treat?

- A. the movie theater
- B. the toy store
- C. the ice cream store

3. Read the following sentences from the story: "Troy was excited. He had saved \$5 to buy his sister a special treat. It was Tara's birthday."

Why did Troy want to buy Tara a special treat?

- A. It was Tara's birthday.
- B. Troy likes to surprise Tara.
- C. Tara did Troy's chores.

4. What is "Troy's Treat" mainly about?

- A. buying an ice cream sundae
- B. Troy treating his sister Tara for her birthday
- C. how Troy saved \$5

5. What was Troy's surprise for his sister?

6. What did you learn from "Troy's Treat"?

Carl's Garden Problem



Carl wanted to grow a garden. Mrs. Sanchez was Carl's neighbor. She gave Carl flower seeds. Carl planted them.

Mr. Brown was Carl's neighbor too. He saw Carl planting.

"I have vegetable plants in pots," Mr. Brown said. "Would you like to plant those too?"

"Yes, thank you!" said Carl.

Mr. Brown helped Carl plant the vegetables.

"My vegetables keep falling over," said Carl.

Mr. Brown went to his shed. He came back with long, thin sticks.

"These are tomato stakes. They will hold the plants up," said Mr. Brown.

Mr. Brown put the stakes in the ground.

"Now the plants will grow tall!" said Carl.

Name: _____ Date: _____

Directions: For questions 1-4, circle the correct answer.

1. What did Carl want to do?

- a) grow a garden
- b) buy flowers
- c) talk with his neighbors

2. What does Carl plant in his garden in the *beginning* of the story?

- a) tomatoes
- b) vegetables
- c) flower seeds

3. Mr. Brown's vegetable plants were probably big and heavy. What information from the passage shows us that this is true?

- a) Mr. Brown's vegetables were first growing in pots.
- b) Mr. Brown had tomato stakes.
- c) Mr. Brown's vegetable plants that Carl planted kept falling over.

4. What is "Carl's Garden Problem" mostly about?

- a) Carl planting a garden
- b) how to support plants with stakes
- c) Carl and his neighbors

5. A) What was Carl's garden problem?

Carl's garden problem was his vegetables kept

B) Draw a picture of Carl planting the vegetables Mr. Brown gave Carl.

